

# CUSTOMS SERVICES DIVISION

A  
presentation  
on the  
(EU) e-certification of origin (REX)  
system

February, 2017



**ZAMBIA  
REVENUE  
AUTHORITY** | *Working  
To Serve You  
Efficiently*

# INTRODUCTION

## □ Glossary

- BC Beneficially Country
- CA Competent Authority
- EU European Union
- GSP Generalised System of Preferences
- LA Local Administrator
- LU Local User
- MS Member State(EU)
- REX Registered EXporter system
- T-REX The user management module of the REX system
- UCC Union Customs Code


# INTRODUCTION, Cont'd

## What is **REX** System?

- The REX system = new system of certification of origin in the GSP scheme of the European Union which became applicable as from 1<sup>st</sup> January, 2017
- REX = self-certification system by exporters, replacing certification of origin by Customs authorities .
- Exporters will directly provide their customers with statements on origin.

# INTRODUCTION, Cont'd

## Statement of origin



*The exporter ... (Number of Registered Exporter) of the products covered by this document declares that, except where otherwise clearly indicated, these products are of ... preferential origin according to rules of origin of the Generalised System of Preferences of the European Union and that the origin criterion met is ....*

# INTRODUCTION, Cont'd

## Key elements of REX:



1. All exporters to the European Union need to be registered by Competent Authority(ZRA)
2. Exporter applies(electronically/manually) and submits,
3. At registration a unique REX number assigned by ZRA
4. Use REX number on statements of origin to be made on any commercial document

# Key issues to note during the implementation of the REX system

## REX START DATE

Implement REX from 1<sup>st</sup> January, 2017

## IMPLEMENT REX

Registration will be undertaken from 1<sup>st</sup> January, 2017 to 31<sup>st</sup> December, 2017

## FORM A IN TRANSITION PERIOD

During TRANSITION both certificates of origin Form A and Statements on Origin will be applied simultaneously until all eligible exports are registered.

# Key issues to note during the implementation of the REX system

ONE TIME  
REGISTRATION

Exporters registered ONCE in REX.

BEYOND  
TRANSITION  
PERIOD

REX system will apply NO Certification on FORM A

BC-CA  
(ZRA)  
CUSTOMS

B C-CA(Customs) continues to undertake compliance checks and verifications of origin as deemed necessary.

# Expected Benefits

## FREED TIME

CA in BC will have free time to perform more controls on their exporters and the declarations on origin they will make out.

## REDUCED CONTACT WITH CA

No need for exporters to contact their CA for each and every export under GSP: currently CA issue certificates of origin Form A for all exports.

## IMPROVED EFFICIENCY

Improved efficiency in the certification of origin process by eliminating the manual Form A(EUR1)



# End of Part 1

## ZRA contacts:

ZRA website: [www.zra.org.zm](http://www.zra.org.zm)

Email: [advice@zra.org.zm](mailto:advice@zra.org.zm)

National Call Centre: 5972

# Exporters pre-application

Exporter fills application manually or online :  
<https://customs.ec.europa.eu/rex-pa-ui/>

If online application, exporter validates information & saves

Exporter prints form, SIGNS and sends to CA for registration

CA-LU inputs manually or uploads electronically pre-application form ,  
REGISTERS and generates REX#

# REX Application Form (AREX Form)

**APPLICATION TO BECOME A REGISTERED EXPORTER**  
for the purpose of schemes of generalised tariff preferences of the European Union, Norway, Switzerland and Turkey(1)

1. Exporter's name, Full address and Country, or TPIN.

Zambian Synthetic Fibres Inc., 274 Thabo Mbeki Avenue, Lusaka

**ZM1003528119**

2. Contact details including telephone and Fax Number as well as email address where applicable.

Mr. Joe Zambi 274 Thabo Mbeki Avenue, Lusaka, zsf@gmail.com

3. Specify whether the main activity is producing or trading.

Producing

4. Indicative description of goods which qualify for preferential treatment, including indicative list of Harmonised System headings (or chapters where goods traded fall within more than twenty Harmonised System headings).

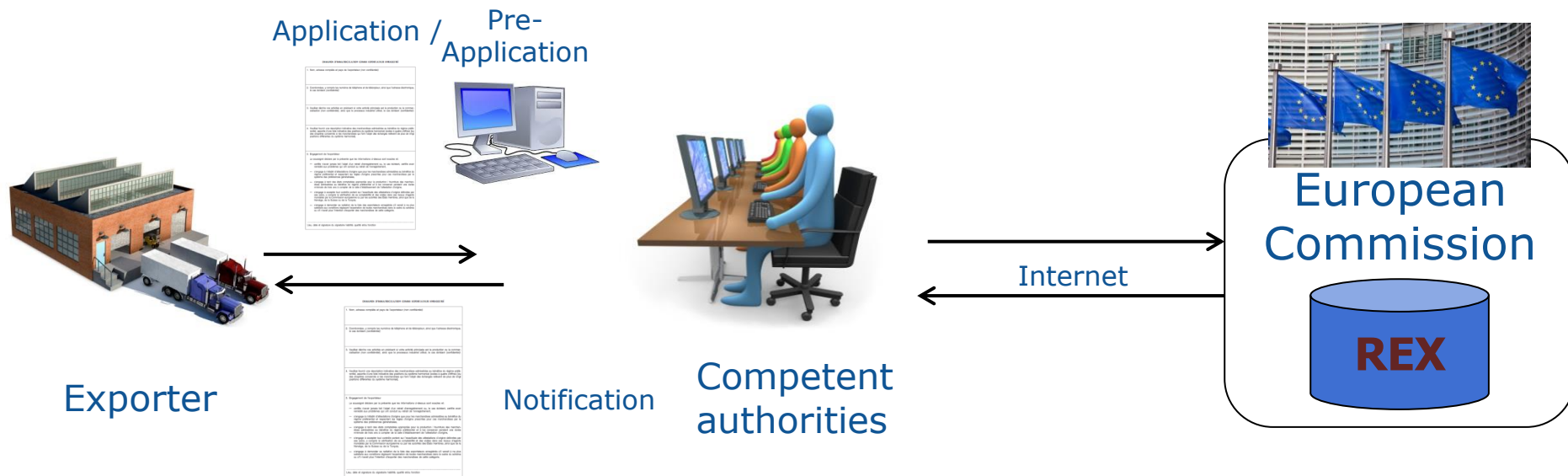
5503 Synthetic staple fibres, not carded, combed or otherwise processed for spinning

5504 Artificial staple fibres, not carded, combed or otherwise processed for spinning

5. Undertakings to be given by an exporter

The undersigned hereby:


- declares that the above details are correct;
- certifies that no previous registration has been revoked; conversely, certifies that the situation which led to any such revocation has been remedied;
- undertakes to make out statements on origin only for goods which qualify for preferential treatment and comply with the origin rules specified for those goods in the Generalised System of Preferences;
- undertakes to maintain appropriate commercial accounting records for production / supply of goods qualifying for preferential treatment and to keep them for at least three years from the end of the calendar year in which the statement on origin was made out;
- undertakes to immediately notify the competent authority of changes as they arise to his registration data since acquiring the number of registered exporter;
- undertakes to cooperate with the competent authority;
- undertakes to accept any checks on the accuracy of his statements on origin, including verification of accounting records and visits to his premises by the European Commission or Member States' authorities, as well as the authorities of Norway, Switzerland and Turkey (applicable only to exporters in beneficiary countries);
- undertakes to request his removal from the system, should he no longer meet the conditions for exporting any goods under the scheme;
- undertakes to request his removal from the system, should he no longer intend to export such goods




**REX Publication and Dissemination component: all REX captured information is available to the public via the Internet on Europa.eu website DDS2-EO module:**

[http://ec.europa.eu/taxation\\_customs/dds2/eos/rex\\_home.jsp?Lang=en](http://ec.europa.eu/taxation_customs/dds2/eos/rex_home.jsp?Lang=en)

# Create Pre-Application

**REX**  
**Create Pre Application**

European Commission > Directorate-General for Informatics > REX > Create Pre Application

**1. Exporter Information** 

**TIN Number**


**Name**

**Street and Number**

**Post Code**

**City**

**Country**




**E-mail Address**

**Fax Number**

**Telephone Number**

**Application Language**



# Save Pre-Application

**Save Pre Application:** Validate the previously entered information, type in the "Text in image" and click the proceed button:

Security Captcha

Proceed button

1

2

Text in image:

6fwxx

Proceed

v.0.1

**1 Security Captcha**



Text in image:

6fwxx

Fill in the text as shown in the image (a different text will be shown by the system for every attempt to create a REX pre application).

**2 Proceed button**

Click on the Proceed button. The system will validate the pre application information.

For which the generated tag (for reference in REX Application) is

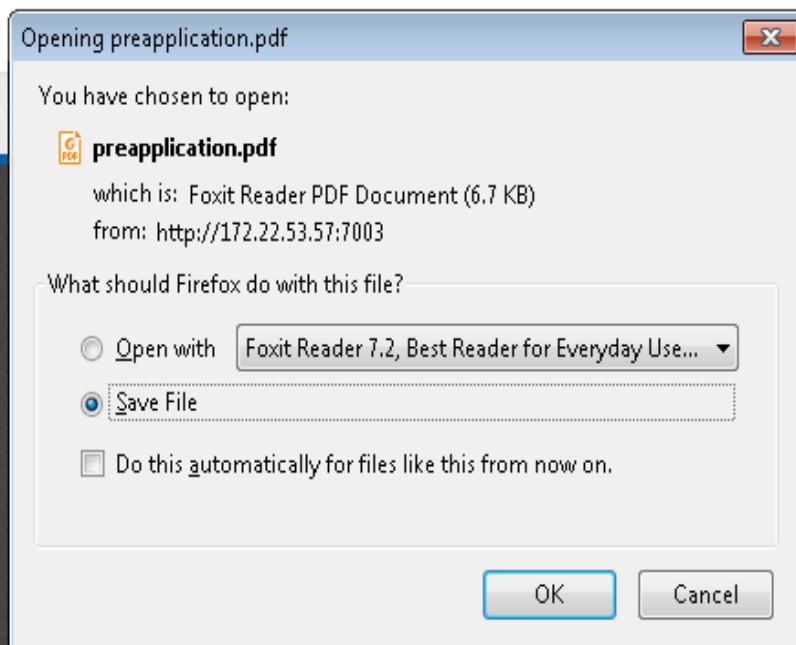
b1d14b8f-9896-4364-9bf2-c051d5ae35aa

**Creation of a Pre-application reference tag**

# Print Pre-Application

The Pre Application has been successfully created, please print a copy of the AREX form using the "Print" button below and send it to your local Custom Authority.

Print



# REX Authorisation

Lusaka, 31/01/2017, Mr. Joe Zambi, Export Manager, Consent data publication on the internet

7. Box for official use by competent authority



The applicant is registered under the following number:

Registration Number **ZMREX1003528119**

Date of registration: 31/01/2017

Date from which the registration is valid: 18/01/2017


Signature and stamp: ZRA003 .....

- **After the REX authorization is done (i.e. AREX form is signed and stamped), the Registered Exporter must be notified for his/her valid registration.**



# ADVANCED SEARCH OPTIONS

User Guide English (en) ▼  
User001 From India (rexbcereg001in)

 **REX**  
Authorisation

European Commission > Directorate-General for Informatics > REX > Authorisation

Q Identification number ▼ Search

Registration Number Registration Number

Name Name

Country Zambia

Action - ▼

Harmonized System Code Harmonized System Code

Main Activity ☐ Production ☐ Trading

Date of Registration Date of Registration

Validity Valid From Valid Until

Q Search Clear

Click the down-arrow for Advanced search

# REX Number format

## ❑ REX number:

### ➤ Important notes:

- ✓ Only numbers 0..9 and capital letters A..Z must be used;
- ✓ The REX number is manually filled-in by the user, not automatically generated.

### ➤ Examples of REX Numbers:

- ✓ ZMREX1003341634 for a Zambia exporter 1 (country code: ZM).
- ✓ ZMREX1001433416 for a Zambia exporter 2 (country code: ZM)
- ✓ ZMREX1003528119 for a Zambia exporter 3 ( country code: ZM)

# TPIN Number format in REX

## □ TPIN number:

- To be used in the Beneficiary countries
- The TIN number has up to 17 characters(ZM, 10; complaint)
- TIN number should start with the ISO 2-letter country code + up to 15 characters
- Example: ZM1003528119 (where ZM= Zambia)

# Edit of a REX authorisation

- ❑ A registered exporter has the obligation to communicate all changes related to the data registered in the REX system;
- ❑ In each section of the REX Authorisation the non – editable fields are presented as grey area and the editable fields as white area;
- ❑ The following data may be modified:
  - Exporter's Information: Name, Address, Email Address, Fax and Phone Number;
  - Exporter's Contact Person Details;
  - Exporter's Activities;
  - Description of Goods.

# Revocation Reasons

Revocations can take place in 2 ways:

- ❑ at the request of the exporter (or re-consignors in MS):
  - because he no longer meets the conditions for exporting any goods under the GSP scheme;
  - or no longer intends to export under the GSP scheme;
  - the company does not exist anymore;
  
- ❑ on the initiative of the BC Competent Authority
  - the company has failed to comply with its obligations;
  - the company has committed fraud;
  - the company does not exist anymore.
  
- ❑ on the initiative of the EU/CH/NO:
  - All REX numbers of a given country will be automatically revoked when the country is removed from the GSP scheme it is part of.

## **Annulment of a Revoked REX Authorisation**

- ❑ Annulment of Revocation can happen only:**
  - if a revoked exporter wins an appeal against his revocation;**
  - or**
  - if the revocation was done by mistake.**
- ❑ In other situations, the exporter has to re-apply to become a registered exporter and will receive a new REX Number.**
- ❑ Once a REX Number is revoked, the same number cannot be re-assigned(i.e to another exporter).**

# Publication of the registered exporter data (1/3)

- ☐ The data of the REX System is published at:  
[http://ec.europa.eu/taxation\\_customs/dds2/eos/rex\\_home.jsp?Lang=en](http://ec.europa.eu/taxation_customs/dds2/eos/rex_home.jsp?Lang=en)
- ☐ Economic Operators will be able to verify the validity of the registrations of the registered exporters who submit those statements on origin (it is not part of the REX Application);
- ☐ In the application form, a registered exporter may give consent to publish his data on the public website;
- ☐ Otherwise, only a subset of the registered data will be published to allow operators to verify the validity of a REX number.

## Publication of the registered exporter data (2/3)

- ❑ If the exporter gives his consent (box 6 of Application form signed), the following data is made public on Internet:
  - **TPIN number and REX number of the registered exporter**
  - **Name of the registered exporter**
  - **Address of the place where the registered exporter is established**
  - **Contact details of the registered exporter**
  - **Indicative description of the goods which qualify for preferential treatment**
  - **Date from which the registration is valid**
  - **Date of the revocation (if applicable)**



# Publication of the registered exporters data (3/3)

☐ If the exporter does not give his consent (box 6 of Application form not signed), the following data is made public on Internet:

- TPIN number of the registered exporter;
- REX Number and its Status;
- Date from which the registration is valid;
- Date of the revocation (where applicable).

# Key points to note REX registration

Online Pre-Application highly recommended

Once registered in REX only Statement on Origin will be form of certification of origin to EU market

Statement on Origin with REX number made on commercial documents

TPIN for REX registration ALWAYS begin with ISO 2-letter country-ZM; e.g ZM1003528119

During the transition period(1-Jan2017 to 31-Dec,2017), FORM A for Exporters not yet registered will apply.

From 1<sup>st</sup> January,2018 on onward certification of origin for EU GSP ONLY be by Statements on Origin

# DEMO

□ **Access to the pre-application:**  
<https://customs.ec.europa.eu/rex-pa-ui/>

# REX REGISTRATION OFFICE

- ❑ Printed and signed Pre-application forms to International and Policy section; First floor New Revenue Hall, at ZRA-HQ

# THANK YOU

## ZRA contacts:

ZRA website: [www.zra.org.zm](http://www.zra.org.zm)

Email: [advice@zra.org.zm](mailto:advice@zra.org.zm)

National Call Centre: 5972